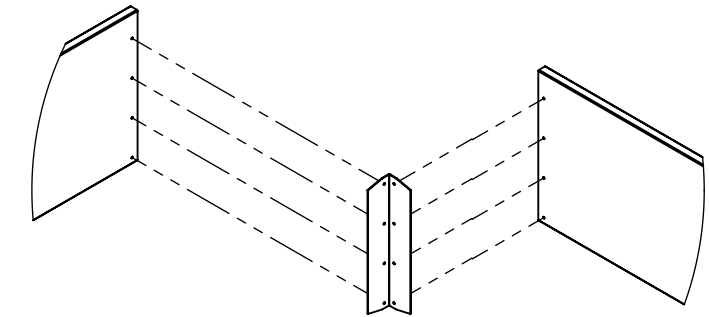


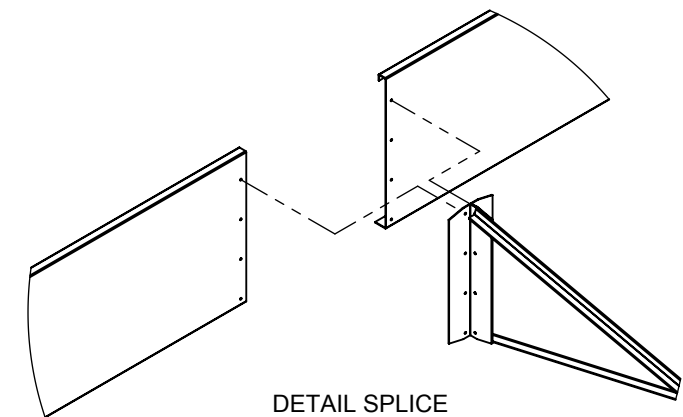
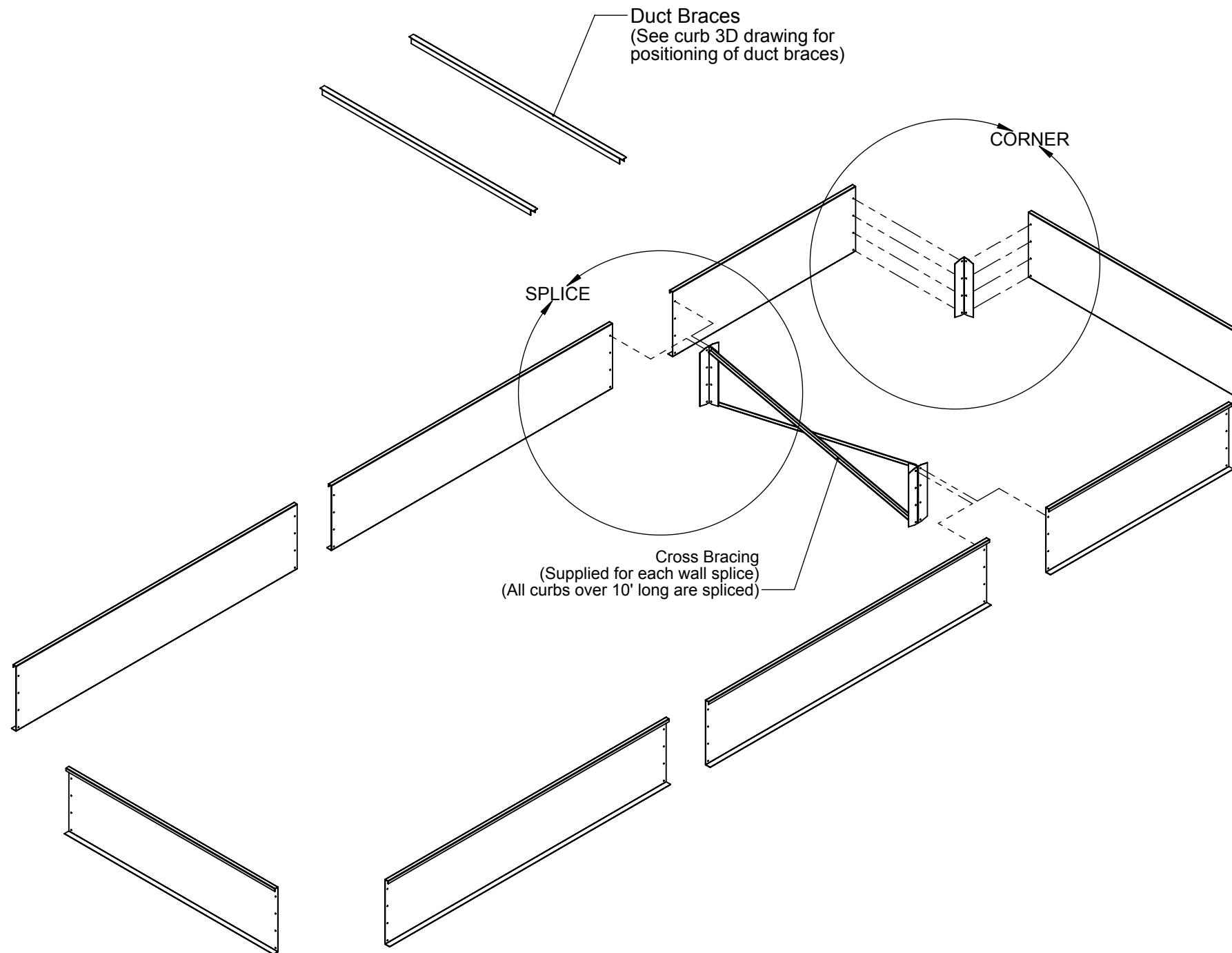
REVISIONS				
NO.	REV.	DESCRIPTION	DATE	APPRV

***ALL WALLS OVER 120" WILL BE SPLICED EVERY 120" or 96"**
***ANGLE IRON CROSS BRACING SHOULD BE EQUAL IN LENGTH TO THE ID OF THE CURB WIDTH**

***BEFORE STARTING ASSEMBLY, LAY OUT ALL PIECES AND CHECK TO MAKE SURE YOU HAVE ALL NECESSARY PIECES.**
***START ASSEMBLY IN ONE CORNER OF THE CURB USING A CORER SPLICE AND PROVIDED HARDWARE.**
***CONTINUE ASSEMBLY MOVING OUTWARD FROM STARTING POINT INSTALLING ANLGE IRON SPLICING TO HELP KEEP WALLS IN PLACE.**
***ASSEMBLE ENTIRE CURB AND CHECK FOR SQUARE AND PROPER ODS BEFORE FINAL TIGHTENING OF HARDWARE.**



DETAIL CORNER
SCALE 1 : 25



DETAIL SPLICE
SCALE 1 : 25

CURB WEIGHT (LBS.)	APPROVALS	DATE	TITLE: Bolt Together Knockdown Straight Curb Instructions
	DRAWN: M.DAVIDS	5/1/07	
UNLESS OTHERWISE SPECIFIED, TOLERANCES ARE:	CHECKED:		FILE NAME: Assembly
	MGMT:		
DIMENSIONS ARE AS FOLLOWS: 1.00 in [25.40 mm]	3RD ANGLE PROJECTION	CDI 17560 TYLER ST NW ELK RIVER, MN 55330 (763)391-7790 (763)391-7851	DRAWING NO.: 2-0024-9999
*VERIFY EXISTING CURB OD *VERIFY SUPPLY AND RETURN OPENINGS *NOTE ANY CHANGES *CALL WITH ANY QUESTIONS *FAX BACK IF DRAWING IS OK AS IS		SCALE: 1:50	REV: 01 SHEET: 1 OF 1